



## Design and Construction of a Low-cost Autonomous Firefighting Robot using Bluetooth Module and Arduino

<sup>1</sup>Umar Baban Turai, <sup>2</sup>Muazu Abubakar, <sup>3</sup>Abdulkadir Shehu Bari, <sup>4</sup>Abdulrazaq Abdulaziz, <sup>5</sup>Muhammad Ahmad Baballe\*

<sup>1</sup>Nigeria Special Constabulary Police, Kano State Command, Nigeria.

<sup>2</sup>Department of Mechanical Engineering, Bayero University Kano, PMB 3311, Nigeria.

<sup>3</sup>Department of Computer Science, Audu Bako College of Agriculture Danbatta, Kano, Nigeria.

<sup>4</sup>Department: Electrical and Electronics Engineering, University: Usmanu Danfodiyo University, Sokoto, Nigeria.

<sup>5</sup>Department of Mechatronics Engineering, Nigerian Defence Academy (NDA), Kaduna, Nigeria.

DOI: [10.5281/zenodo.14729667](https://doi.org/10.5281/zenodo.14729667)

Submission Date: 18 Dec. 2024 | Published Date: 24 Jan. 2025

\*Corresponding author: [Muhammad Ahmad Baballe](mailto:Muhammad.Ahmad.Baballe@nada.gov.ng)

Department of Mechatronics Engineering, Nigerian Defence Academy (NDA), Kaduna, Nigeria.

ORCID :0000-0001-9441-7023

### Abstract

This research focuses on the design and construction of an autonomous firefighting robot. The objective of this research was to create a low-cost firefighting robot that could identify and extinguish fires. With the help of three (3) infrared flame sensors mounted at the left, right, and front, the robot can detect the fires and autonomously navigates to the fire location and safely sprays it with water using a water sprinkler. A gas sensor is used to detect the leakage of gas also in the research using the MQ-2 sensor. When the gas leakage is detected, it will sound an alarm and also send the result of the leakage to the Bluetooth module. The experiment results showed that the robot was able to detect fires in three different directions, viz., forward, left, and right directions, and was able to rapidly put off the fires effectively, and also the results of the fire detection were seen in the Bluetooth module.

**Keywords:** Bluetooth Module, Arduino, Firefighting Robot, MQ-2 Sensor, Infrared Sensors, Fire Detection.

## I. INTRODUCTION

Fire incident is a disaster that can potentially cause loss of life, damage to property and injury to the affected victim. Fire fighters are primarily tasked to handle fire incidents, but they are often exposed to higher risks when extinguishing fire [17], especially in hazardous environments such as in nuclear power plant, petroleum refineries and gas tanks [18, 19]. They are also faced with other difficulties, particularly if fire occurs in narrow and restricted places. Unpredictably, fires can spread quickly, consuming entire buildings in a matter of seconds. Prompt actions are essential in these kinds of emergency scenarios. Conventional firefighting techniques frequently depend on human intervention and results in untimely response and difficulties. Thus, a robot can be employed to address these problems. Robots are designed to remove human factor from labour intensive or dangerous work and also to act in inaccessible environment. With the invention of such a devices, lives and properties can be saved. A recent trend that has become popular is to use robots instead of humans to handle fire hazards. This is mainly because they can be used in situations that are too dangerous for any individual to involve themselves in. There are several existing types of robots for firefighting at home. Autonomous indoor firefighting robot are designed to detect for indoor fires, navigate to a suitable proximity of the fire and extinguish it. The robot processes information from its sensor and hardware components. Ultraviolet, infrared and visible light are used to detect the components of the environment. The main and only work is to deploy the robot in a fire prone area and the robot will automatically work once it detects a fire breakout.

## II. LITERATURE REVIEW

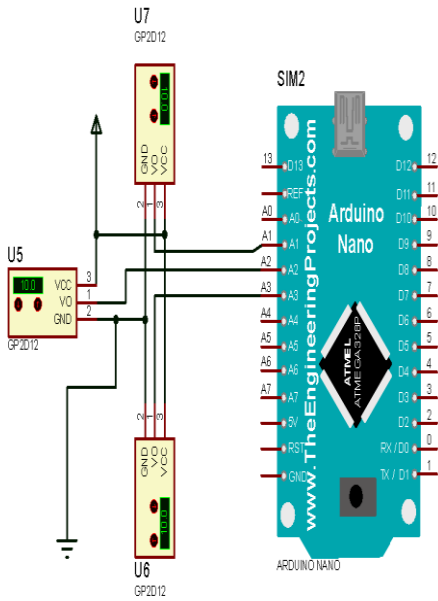
Many authors have proposed different techniques for firefighting. Cutting-edge sensors and algorithms are employed by intelligent fire recognition systems for rapid and precise detection of fires [1]. A fire incident at the industry poses a serious risk to human life and would result in significant losses. Early fire detection and modest firefighting efforts could prevent significant losses and save lives. To carry out early firefighting action, the paper [2] suggested integrating the autonomous firefighting mobile robot into Internet of Things (IoT) system. In the event that a fire is discovered, the IoT

system notifies the fire safety division and launches a mobile robot into action. Using a path-planning algorithm, a firefighting robot arrives at a fire location, engages in firefighting operations, and transmits the video feed of the fire location to the control room [3]. In addition to alerting the fire safety officers, early action prevents the fire from spreading. By watching the video that the firefighting robot sent, fire safety officers can better prepare for handling the fire incident in the interim. In [4] a small crawler robot was designed using the virtual prototype technology, taking into account the unique working environments and safety of firefighters in homes and other fire scenes. The firefighting robot's general design scheme was suggested, and a stand-alone suspension system with effective shock absorption was created. The development of an explosion-proof waterproof shell for a specialized robot allows for precise temperature and unsafe object detection at the fire scene through the robot's vision and temperature identification [5,6]. Research shows that the small crawler fire-fighting robot has high detection intelligence and structural reliability, which is of great significance to the fire-fighting operations [1]. Businesses with a high risk of fire incidents could combine their current fire alerting system with a mobile robot that fights fires [3]. A robotic system called the Arduino-based Fire Fighting Robot with SMS Alert System is made specifically to detect and put out indoor fires. The robot looks for signs of fire using flame sensors. When a fire is detected, the user can receive alerts via SMS messages from the robot thanks to its GSM module. This makes it possible to respond quickly in order to reduce damage and save lives. The robot is made up of an Arduino board, sensors, motor drivers, and a GSM module. With the extra advantage of remote communication and control, the Arduino-based Fire Fighting Robot with SMS Alert offers a dependable and effective solution for fire detection and suppression overall [7,8]. Elsewhere, another project used Arduino technology to create an autonomous firefighting robot that could locate and put out fires [9]. Humanoid robot applications [20, 21] are the subject of active research in an attempt to increase productivity, security, efficacy, and quality of work while lowering the number of firefighter fatalities and injuries [10]. The robot can improve the fire's quality, productivity, safety, and efficiency. It is smaller and more pliable than other robots. Furthermore, the robot's small size and automatic control make it suitable for use in hazardous environments like tunnels [22] or nuclear power plants where fires occur in tight spaces. This developed autonomous system shows off its ability to automatically locate fires and put them out with water that has been stored in a container on it [11]. The development of an autonomous, human-free firefighting robot that can identify and put out fires is the main topic of this report. It is crucial that we have a system in place to handle a dangerous incident like this because fires can break out in our homes, workplaces, factories, or labs at any time. The systems that are currently on the market are smoke detectors, which are effective but have certain drawbacks. For example, they cannot detect small fires and the water showers do not provide enough coverage to completely put out a fire. Additionally, the smoke detectors fail to alert people to the location or status of the fire, which can cause long-term harm because it delays help. Other related works focused on using ultrasonic sensors [12,13], light detection and ranging (LiDAR), and infrared sensors to help robots navigate through complex and dynamic environments. With the aid of light-dependent resistors (LDRs), a line-follower robot [14] can track and navigate through a maze of lines, avoiding obstacles [23-25], and put out any indoor fires. This paper focuses on the design and construction of a mechatronic system for indoor firefighting. The objective was to create a machine that could identify and extinguish small fires in closed spaces. With the help of infrared flame sensors, the robot detects the fires and autonomously navigates to the fire location and safely sprays it with water. In order to facilitate the work of firefighters and minimize the number of casualties, we develop an automated system for the early detection and extinguishment of fires. Simulation results in proteus and practical experiments were conducted to verify the effectiveness of proposed robotic system. The experiment results showed that the robot was able to detect fires in three different directions, viz., forward, left, and right directions; and was able to rapidly put off the fires, effectively [15].

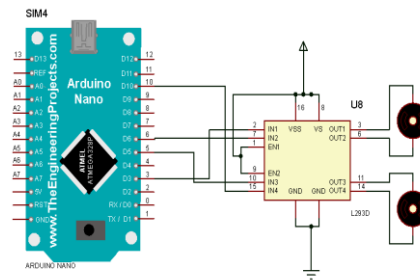
### III. MATERIALS/METHOD

#### 3.1. Materials used in this research are listed in the table below


S/N	Name of components	Number of used
1	Arduino	1
2	Infrared Sensors	3
3	Water Tank	1
4	MQ-2 Gas Sensor	1
5	Voltage Regulators	1
6	DC Motors	2
7	Resistors	4
8	Batteries	3
9	Switch	1
10	Ultrasonic Sensor	1
11	Servo motor	1
12	DC Pump motor	1
13	LEDs	3
14	Relay	1



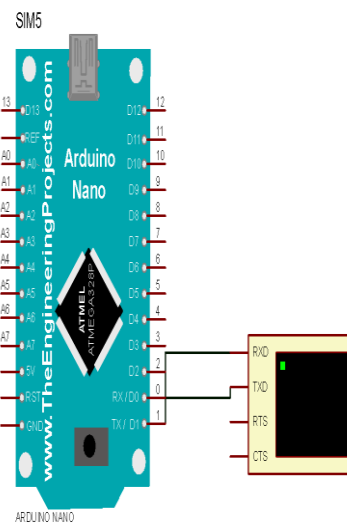
**Figure 3.1:** The interfacing of the three infrared sensors IR (left, right and front) to the Arduino Nano



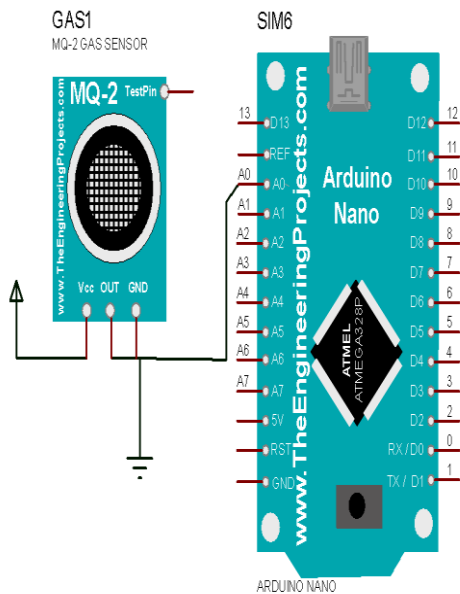
**Figure 3.3:** The interfacing of the Arduino to the DC motor



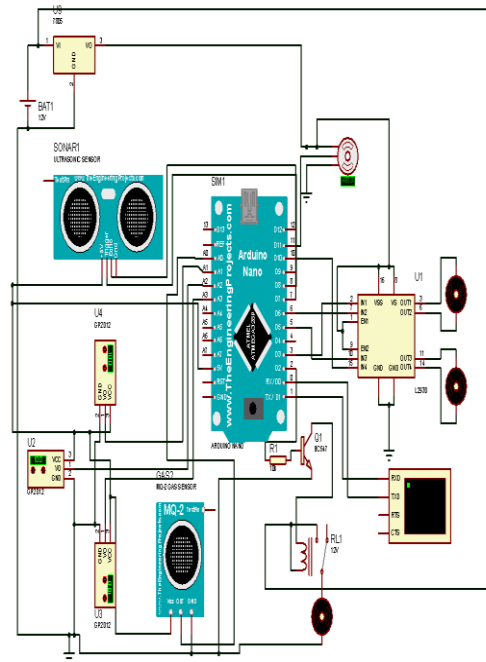
**Figure 3.2:** The interfacing of the ultrasonic sensor to the Arduino Nano



**Figure 3.4:** The interfacing of the Arduino to the Bluetooth Module



**Figure 3.5:** The interfacing of the Arduino to the MQ-2 sensor



**Figure 3.6:** Interfacing of the whole system

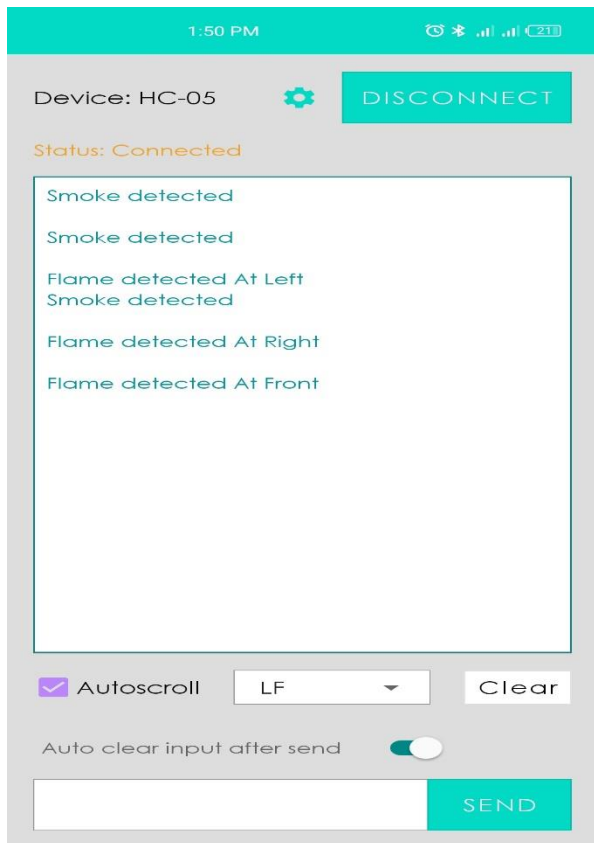
### 3.2. METHOD

The system uses dry cell batteries for its power. You can charge the batteries with the help of the adapter so it does not run low or out of charge always. When you power on the system with the help of the switch button, the robot will start moving. If it detects an obstacle with the help of the ultrasonic sensor used in the research, it will change direction. The robot will continue moving until it senses fire in the environment; it senses the fire with the help of the left, right, and front infrared sensors mounted on the robot.


Immediately it senses the fire, it will move the water sprinkler [26] in the direction of the fire and pour water on it with the help of the water from the tank mounted on the robot. A Bluetooth module is used in the research to indicate the direction where the fire is, either left, right, or front. In this research we also used the MQ-2 sensor to sense the presence of gas leakage; if there is gas leakage, it will also send a message using the Bluetooth module and also sound an alarm with the help of a buzzer.

### IV. RESULTS

The program was written in the Arduino integrated development environment (IDE) and compiled into machine code (binary file). With the help of the IDE's upload functionality, this machine was flashed into the Arduino board's ATmega328P microcontroller. The Arduino Uno controller on the robot's chassis is responsible for both the robot's navigation in the direction of the fire and its fire detection and fire extinguishing ability. The water pump on board the robotic vehicle is servo-controlled. With the help of the dual H-bridge module used to drive the robot's two rear motors, two motors are interfaced to the microcontroller to move the vehicle, and a front wheel is used to position the robot. The robot body is equipped with a water tank and water pump, which are controlled by the microcontroller output. The microcontroller is interfaced with a motor driver integrated circuit (IC), which allows the controller to drive the motors. On the robot chassis, three infrared flame sensors are fixed to detect fire and travel to the site to extinguish the fire. Also, the MQ-2 sensor is used to detect the presence of gas leakage. The smartphone is connected to the Bluetooth module in order to display the status of the robot if it detects either fire or gas leakage.



**Figure 4.1:** Result obtained or displayed from the Bluetooth module



**Figure 4.2:** Construction of the firefighting robot

## CONCLUSION

A robotic system has been created and constructed in this study, and both practical experiments and a simulation environment were used to confirm the system's operation. According to the trial findings, the robot can quickly and reliably detect gas and fire. The goal was accomplished by developing a robotic system that could locate minor fires in confined spaces, find the source of the fire on its own, and put it out.

## REFERENCES

1. S. Bari, et al., "Forest Fires: Challenges and Impacts", Global Journal of Research in Engineering & Computer Sciences, vol. 2, no. 4, pp. 19-23, 2022.
2. P. D. V. Prasad, et al., "Vision Based Fire Fighting Robot using IoT", International Journal of Engineering Technology and Management Sciences, vol. 6, no. 4, 2022.
3. Kashif Altaf, Aisha Akbar, Bilal Ijaz; "Design and Construction of an Autonomous Fire Fighting Robot", 2007 International Conference on Information and Emerging Technologies, Karachi, Pakistan, 2007, pp. 1-5.
4. K.L. Su, "Automatic Fire Detection System Using Adaptive Fusion Algorithm for Fire Fighting Robot", Systems, Man, and Cybernetics, IEEE International Conference, 8-11 October 2006, pp. 966-971.
5. M. A. Baballe, M. I. Bello, "A Study on the Impact and Challenges of Temperature Detection System", Global Journal of Research in Engineering & Computer Sciences, vol. 1, no. 2, pp. 22-26, 2021.
6. M. A. Baballe, M.A. Shehu, A. Surajo, D.Z. Yanmida, & A. Muhaimin, "Robots for Fighting Fires: A Comparative Analysis", Global Journal of Research in Engineering & Computer Sciences, vol. 3, no. 6, pp. 57-61, 2023.
7. A Verma, et al., "Design and Construction of Automatic Fire Fighting Robot with SMS Notification", Advanced Production and Industrial Engineering, pp. 1-8, 2022.
8. S. O. OWOEYE, et al., "Development of A Fire Extinguishing Robot with SMS Alert Feature", Proceedings of the 3rd International Conference on Engineering Innovations as a Catalyst for Rapid Economic Growth (COLENG 2021), Federal University of Agriculture, Abeokuta, Nigeria, May 24 -26, 2021.
9. Aryan Verma, Naman Yadav, Harshita Chaubey, Aditya Srivastava, Ajay Sharma, "Arduino Based Firefighting Robot with SMS Alert," Journal of Emerging Technologies and Innovative Research (JETIR), 2023.
10. Wu et al., "Design and Development of Intelligent Fire-fighting Robot Based on STM32", Journal of Physics: Conference Series, 1748, 2021.
11. Raju, S. S. Mohammed, J. V. Paul, G. A. John and D. S. Nair, "Development and implementation of Arduino microcontroller based dual mode fire extinguishing robot," IEEE International Conference on Intelligent Techniques in Control, Optimization and Signal, 2017.



12. Tushar Nandkishor Satbhai, R.M.K., Anant Vijay Patil, Manish Patil, “Fire Fighting Robot”, International Journal on Recent and Innovation Trends in Computing and Communication (IJRITCC), 2016.
13. B. R. V. Prasad, et al., “Artificial Intelligence in an Autonomous Fire Fighting Robot”, International Research Journal of Modernization in Engineering Technology and Science, vol. 05, no. 04, 2023.
14. M.A. Baballe, A. I. Adamu, Abdulkadir S. B., & Amina I, “Principle Operation of a Line Follower Robot”, Global Journal of Research in Engineering & Computer Sciences, vol. 3, no. 3, pp. 6–10, 2023.
15. MA Shehu, MA Baballe, AS Yunusa, DK.Garba, & H. Maghfiroh. “Design and Construction of a Low-cost Autonomous Firefighting Robot”, In Global Journal of Research in Engineering & Computer Sciences, Vol. 4, Number 2, pp. 35–42, 2024, <https://doi.org/10.5281/zenodo.10845943>.
16. Abdulrahman Y.A., M. I. Bello, S.A. Sani, A. Ibrahim, & M. A. Baballe. “Fire Extinguisher types and Applications”, Global Journal of Research in Engineering & Computer Sciences, 3(4), 45–50. 2023, <https://doi.org/10.5281/zenodo.8286527>.
17. Abdulrahman Y.A., M. I. Bello, S.A. Sani, A. Ibrahim, & M. A. Baballe. “Fire Extinguisher types and Applications”, Global Journal of Research in Engineering & Computer Sciences, 3(4), 45–50. 2023, <https://doi.org/10.5281/zenodo.8286527>.
18. Muhammad A. B., Mukhtar I. B., “Gas Leakage Detection System with Alarming System”, Review of Computer Engineering Research, Vol. 9, No. 1, pp. 30-43, 2022, DOI: 10.18488/76.v9i1.2984.
19. Muhammad A. B., Usman Y. M., Bello I. G., Abubakar A. U., Yunusa R. M., Munzali S., “Automatic Gas Leakage Monitoring System using MQ-5 Sensor”, Review of Computer Engineering Research 2021 Vol. 8, No. 2, pp. 64-75, 2021, DOI: 10.18488/journal.76.2021.82.64.75.
20. I. B., Mukhtar, M. I. Lawal, Musa DA M., Umar F. M., Shariff A. M., Bello A.I., Usman B.U., Mustapha A.Y., Deepak D.R., A. B. Muhammad, “A Review on the Humanoid Robot and its Impact”, In Global Journal of Research in Engineering & Computer Sciences, Vol. 4, Number 6, pp. 16–20, 2024, <https://doi.org/10.5281/zenodo.14039558>.
21. Abubakar S. I., Livingston S. A., Sarafadeen L. L., & Muhammad A. B. (2024). An Examination of the Humanoid Robot, Including Its Obstacles and the Effects It Has. In Global Journal of Research in Engineering & Computer Sciences (Vol. 4, Number 6, pp. 79–83). <https://doi.org/10.5281/zenodo.14360645>.
22. Muhammad A. B., Mukhtar I. B., Adamu H., Usman S. M., “Pipeline Inspection Robot Monitoring System”, Journal of Advancements in Robotics. 9(2): pp. 27–36, 2022.
23. Abdulkadir S. B, Muhammad A. F, Amina I., Mukhtar I. B, & M. A. Baballe. “Elements needed to implement the Obstacle-Avoidance Robots”, Global Journal of Research in Engineering & Computer Sciences, 3(3), 18–27. 2023, <https://doi.org/10.5281/zenodo.8051131>.
24. Mukhtar I. B., & M. A. Baballe. (2023). Simulation of Obstacle Avoidance Robots. Global Journal of Research in Engineering & Computer Sciences, 3(5), 1–9. <https://doi.org/10.5281/zenodo.8408537>.
25. M. A. Baballe, Mukhtar I. B., S.H. Ayagi, & Umar F. M. “Obstacle Avoidance Robot using an ultrasonic Sensor with Arduino Uno”, In Global Journal of Research in Engineering & Computer Sciences, Vol. 3, Number 5, pp. 14–25, 2023. <https://doi.org/10.5281/zenodo.10015177>.
26. M. A. Baballe, et al., “Water Sprinkler with LPG Detection, Notification, and Control System and GSM Module”, International Journal on Recent Technologies in Mechanical and Electrical Engineering, ISSN: 2349-7947 Volume: 9 Issue: 3, 2022.

#### CITATION

Umar B. T., Muazu A., Abdulkadir S. B., Abdulrazaq A., & Muhammad A. B. (2025). Design and Construction of a Low-cost Autonomous Firefighting Robot using Bluetooth Module and Arduino. In Global Journal of Research in Engineering & Computer Sciences (Vol. 5, Number 1, pp. 16–21).

<https://doi.org/10.5281/zenodo.14729667>